


development academy of the philippines
Detailed Statement of Financial Position

As at March 31, 2022

ASSETS



Current Assets

Cash and Cash Equivalents **1,068,838,395.31**

RCA Code Cash on Hand **1,452,938.76**

1-01-01-010 Cash-Collecting Officers 0.00

1-01-01-020 Petty Cash Fund-Revolving Fund 1,452,938.76

Cash in Bank - Local Currency **1,049,007,167.84**

1-01-02-020 Cash In Bank - Local Currency, Current Account 8,623,634.47

1-01-02-030 Cash In Bank - Local Currency, Savings Account 1,040,383,533.37

Cash in Bank - Foreign Currency **18,378,288.71**

1-01-03-020 Cash In Bank - Foreign Currency, Current Account 0.00

1-01-03-030 Cash In Bank - Foreign Currency, Savings Account 18,378,288.71

Cash Equivalent **0.00**

1-01-05-010 Treasury Bills 0.00

1-01-05-020 Cash In Bank - Local Currency, Time Deposit 0.00

1-01-05-030 Cash In Bank - Foreign Currency, Time Deposit 0.00

Financial Assets **0.00**

Financial Assets-Held to Maturity **0.00**

1-02-02-010 Investment in Treasury Bills 0.00

Receivables **130,908,953.41**

Loans and Receivable Accounts **56,545,088.33**

1-03-01-010 Accounts Receivable 137,499,791.91

1-03-01-012 Allowance for Impairment-Accounts Receivable (80,954,703.58)

Net Value Accounts Receivable **56,545,088.33**

1-03-01-050 Interests Receivable - Stocks and Bonds 0.00

1-03-01-052 Allowance for Impairment-Interests Receivable - Stocks and Bonds (0.00)

Net Value Interests Receivable 0.00

Inter-Agency Receivables **2,990,000.00**

1-03-03-010 Due From National Government Agencies 2,990,000.00

Other Receivables **71,373,865.08**

1-03-99-010 Receivables-Disallowances/Charges 0.00

1-03-99-020 Due from Officers and Employees 787,069.52

1-03-99-022 Allowance for Impairment-Due from Officers and Employees 0.00

1-03-99-990 Other Receivables-Accountable Officers / Resigned Employees / Projects 70,586,795.56

1-03-99-992 Allowance for Impairment-Other Receivables 0.00

Inventories **1,449,210.72**

Inventory Held for Consumption	1,449,210.72
1-04-04-010 Office Supplies Inventory	1,094,462.76
1-04-04-012 Allowance for Impairment-Office Supplies Inventory	0.00
1-04-04-020 Accountable Forms, Plates and Stickers Inventory	21,934.73
1-04-04-022 Allowance for Impairment-Accountable Forms	0.00
1-04-04-050 Food Supplies Inventory	23,453.84
1-04-04-052 Allowance for Impairment-Food Supplies Inventory	0.00
1-04-04-070 Medical, Dental and Laboratory Supplies Inventory	68,897.97
1-04-04-072 Allowance for Impairment-Medical, Dental and Laboratory Supplies Inventory	0.00
1-04-04-080 Fuel, Oil and Lubricants Inventory	0.00
1-04-04-082 Allowance for Impairment-Fuel, Oil and Lubricants Inventory	0.00
1-04-04-100 Textbooks and Instructional Materials Inventory	0.00
1-04-04-102 Allowance for Impairment-Textbooks and Instructional Materials Inventory	0.00
1-04-04-990 Other Supplies and Materials Inventory	240,461.42
1-04-04-992 Allowance for Impairment-Other Supplies and Materials Inventory	0.00
Other Current Assets	138,354,817.03
Advances	976,732.65
1-99-01-010 Advances for Operating Expenses	0.00
1-99-01-030 Advances to Special Disbursing Officer	383,369.20
1-99-01-040 Advances to Officers and Employees	593,363.45
Prepayments	136,752,071.43
1-99-02-010 Advances to Contractors	127,805,552.58
1-99-02-020 Prepaid Rent	0.00
1-99-02-050 Prepaid Insurance	1,801,409.35
1-99-02-060 Input Tax	2,355,912.38
1-99-02-070 Creditable Input Tax	3,021,350.67
1-99-02-990 Other Prepayments	1,767,846.45
Deposits	626,012.95
1-99-03-020 Guaranty Deposits	626,012.95
Total Current Assets	1,339,551,376.47
Non-Current Assets	
Financial Assets	174,765,887.49
Financial Assets-Held to Maturity	174,765,887.49
1-02-02-050 Investments in Bonds / Stocks	175,007,000.00
1-02-02-053 Discount on Investments in Bonds - Local	(241,112.51)
<i>Net Value Investments in Bonds / Stock</i>	174,765,887.49
Property, Plant and Equipment	187,400,931.06
Land	4,941,419.21
1-06-01-010 Land	4,941,419.21
1-06-01-011 Accumulated Impairment Losses - Land	(0.00)
<i>Net Value Land</i>	4,941,419.21
Infrastructure Assets	880,352.21

1-06-03-060	Communication Networks	880,352.21
1-06-03-061	Accumulated Depreciation - Communication Networks	(0.00)
1-06-03-062	Accumulated Impairment Losses - Communication Networks	0.00
	<i>Net Value Communication Networks</i>	0.00
	Buildings and Other Structures	49,678,949.36
1-06-04-010	Buildings	222,066,074.23
1-06-04-011	Accumulated Depreciation-Buildings	(172,387,124.87)
1-06-04-012	Accumulated Impairment Losses - Buildings (Pasig)	(0.00)
	<i>Net Value Buildings</i>	49,678,949.36
	Machinery and Equipment	76,689,569.33
1-06-05-020	Office Equipment	40,435,080.63
1-06-05-021	Accumulated Depreciation-Office Equipment	(11,964,796.74)
1-06-05-022	Accumulated Impairment Losses - Office Equipment	(0.00)
	<i>Net Value Office Equipment</i>	28,470,283.89
1-06-05-030	Information and Communication Technology Equipment	61,452,502.26
1-06-05-031	Accumulated Depreciation-Information and Communication Technology Equipment	(18,604,886.31)
1-06-05-032	Accumulated Impairment Losses - Information and Communication Technology Equipment	(0.00)
	<i>Net Value Information and Communication Technology Equipment</i>	42,847,615.95
1-06-05-040	Agricultural and Forestry Equipment	0.00
1-06-05-041	Accumulated Depreciation- Agricultural and Forestry Equipment	(0.00)
1-06-05-042	Accumulated Impairment Losses - Agricultural and Forest Equipment	(0.00)
	<i>Net Value Agricultural and Forestry Equipment</i>	0.00
1-06-05-070	Communication Equipment	281,696.43
1-06-05-071	Accumulated Depreciation-Communication Equipment	(63,870.28)
1-06-05-072	Accumulated Impairment Losses - Communication Equipment	(0.00)
	<i>Net Value Communication Equipment</i>	217,826.15
1-06-05-090	Disaster Response and Rescue Equipment	875,000.00
1-06-05-091	Accumulated Depreciation-Disaster Response and Rescue Equipment	(0.00)
1-06-05-092	Accumulated Impairment Losses - Disaster Response and Rescue Equipment	(0.00)
	<i>Net Value Disaster Response and Rescue Equipment</i>	875,000.00
1-06-05-100	Military, Police and Security Equipment	0.00
1-06-05-101	Accumulated Depreciation-Military, Police and Security Equipment	(0.00)
1-06-05-102	Accumulated Impairment Losses - Military, Police and Security Equipment	(0.00)
	<i>Net Value Military, Police and Security Equipment</i>	0.00
1-06-05-110	Medical Equipment	954,120.65
1-06-05-111	Accumulated Depreciation-Medical Equipment	(219,372.78)
1-06-05-112	Accumulated Impairment Losses - Medical Equipment	(0.00)
	<i>Net Value Medical Equipment</i>	734,747.87
1-06-05-130	Sports Equipment	699,464.29
1-06-05-131	Accumulated Depreciation-Sports Equipment	(110,228.25)
1-06-05-132	Accumulated Impairment Losses - Sports Equipment	(0.00)
	<i>Net Value Sports Equipment</i>	589,236.04

1-06-05-160 Kitchen Equipment	2,693,212.63
1-06-05-161 Accumulated Depreciation - Kitchen Equipment	(305,434.07)
1-06-05-162 Accumulated Impairment Losses - Kitchen Equipment	(0.00)
<i>Net Value Kitchen Equipment</i>	2,387,778.56
1-06-05-170 Electrical Equipment	31,250.00
1-06-05-171 Accumulated Depreciation - Electrical Equipment	(14,348.92)
1-06-05-172 Accumulated Impairment Losses - Electrical Equipment	(0.00)
<i>Net Value Electrical Equipment</i>	16,901.08
1-06-05-990 Other Machinery and Equipment-Cafeteria/Dormitory	663,926.06
1-06-05-991 Accumulated Depreciation-Other Machinery & Equipment	(113,746.27)
1-06-05-992 Accumulated Impairment Losses - Other Machinery & Equipment	(0.00)
<i>Net Value Other Machinerics and Equipment</i>	550,179.79
Transportation Equipment	3,721,283.94
1-06-06-010 Motor Vehicles	27,525,545.72
1-06-06-011 Accumulated Depreciation-Motor Vehicles	(23,804,261.78)
1-06-06-012 Accumulated Impairment Losses - Motor Vehicles	(0.00)
<i>Net Value Land Transportation Equipment</i>	3,721,283.94
Furniture Fixtures and Books	6,213,332.24
1-06-07-010 Furniture and Fixtures	17,117,343.39
1-06-07-011 Accumulated Depreciation-Furniture and Fixtures(Cafeteria/Dormitory)	(10,948,534.64)
1-06-07-012 Accumulated Impairment Losses - Furniture and Fixtures	(0.00)
<i>Net Value Furniture, Fixtures</i>	6,168,808.75
1-06-07-020 Books	106,439.68
1-06-07-021 Accumulated Depreciation-Books	(61,916.19)
1-06-07-022 Accumulated Impairment Losses - Books	(0.00)
<i>Net Value Books</i>	44,523.49
Heritage Assets	2,039,277.00
1-06-11-020 Works of Arts and Archeological Specimens	2,039,277.00
1-06-11-021 Accumulated Depreciation-Works of Arts and Archeological Specimens	(0.00)
1-06-11-022 Accumulated Impairment Losses - Works of Arts and Archeological Specimen	(0.00)
<i>Net Value Heritage Assets</i>	2,039,277.00
Other Property, Plant and Equipment	0.00
1-06-99-990 Other Property, Plant and Equipment	0.00
1-06-99-991 Accumulated Depreciation-Other Property Plant and Equipment	(0.00)
<i>Net Value Other Property, Plant and Equipment</i>	0.00
Construction in Progress	43,236,747.77
1-06-98-030 Construction in Progress- Building and Other Structures	43,236,747.77
1-06-98-060 Construction in Progress- Furniture and Fixtures	0.00
Intangible Assets	853,930.73
Intangible Assets	853,930.73
1-08-01-020 Computer Software	1,223,704.47
1-08-01-021 Accumulated Amortization - Computer Software	(370,973.74)

<i>Net Value Computer Software</i>	852,730.73
1-08-01-990 Other Intangible Assets-Research and Development	1,200.00
Deferred Tax Assets	7,956,671.73
Deferred Tax Assets	7,956,671.73
1-12-01-010 Deferred Tax Assets	7,956,671.73
Other Assets	263,035.21
Other Assets	263,035.21
1-99-99-990 Other Assets-Non-Current	263,035.21
Total Non-Current Assets	371,240,456.22
Total Assets	1,710,791,832.69

LIABILITIES


Current Liabilities	
Financial Liabilities	67,738,740.95
Payables	67,738,740.95
2-01-01-010 Accounts Payable	49,943,687.82
2-01-01-020 Due to Officers and Employees	17,795,053.13
Inter-Agency Payables	378,192,435.23
Inter-Agency Payables	378,192,435.23
2-02-01-010 Due to BIR	4,480,830.80
2-02-01-020 Due to GSIS	6,982,930.40
2-02-01-030 Due to PAG-IBIG	400,177.00
2-02-01-040 Due to PhilHealth	776,789.82
2-02-01-050 Due to NGAs	365,537,482.21
2-02-01-110 Due to SSS-Life and Retirement Premium	14,225.00
Trust Liabilities	18,058,158.12
Trust Liabilities	18,058,158.12
2-04-01-010 Trust Liabilities	6,812,438.17
2-04-01-040 Guaranty/Security Deposits Payable	5,295,015.86
2-04-01-050 Customers' Deposits Payable	5,950,704.09
Deferred Credits / Unearned Income	393,979,284.50
Unearned Revenue / Income	393,979,284.50
2-05-02-010 Unearned Income-Investment Property	0.00
2-05-02-990 Other Unearned Revenue	393,979,284.50
Total Current Liabilities	857,968,618.80
Non-Current Liabilities	
Deferred Credits	24,082,483.99
Deferred Credits	24,082,483.99

2-05-01-030 Output Tax	10,032,322.03
2-05-01-040 Deferred Revenue from Grants and Donations	8,321,676.62
2-05-01-990 Other Deferred Credits	5,728,485.34
Provisions	104,648,511.00
Provisions	104,648,511.00
2-06-01-020 Leave Benefits Payable	104,648,511.00
Other Payables	13,358,253.74
Other Payables	13,358,253.74
2-99-99-040 Undistributed Collections	1,270,059.85
2-99-99-990 Other Payables	12,088,193.89
Total Non-Current Liabilities	142,089,248.73
Total Liabilities	1,000,057,867.53
Net Assets (Total Assets less Total Liabilities)	710,733,965.16


NET ASSETS / EQUITY

Government Equity	
Government Equity	710,733,965.16
3-01-01-020 Government Equity	47,500,000.00
3-01-01-030 Contributed Capital	160,488,578.05
3-07-01-010 Accumulated Surplus/(Deficit)	502,745,387.11
Total Net Assets / Equity	710,733,965.16

Certified Correct by:


JOYCELYN DC. YBAÑEZ
Supervisor, Accounting Division

Approved by:


ANATALIA SD. BARAWIDAN
Managing Director, Finance Department